



District Report Card: 2017


State: Rajasthan	District: Sikar
Class: 8	Subject: Language
Schools: 51	Students: 1146


Participation/Coverage


Students

<div>GENDER</div> <div></div>	Boys		Girls	
	Number	%	Number	%
	510	44.50	636	55.50

<div>AREA</div> <div></div>	Rural		Urban	
	Number	%	Number	%
	1057	92.23	89	7.77

<div>CATEGORY</div> <div></div>	SC		ST		OBC		GEN	
	Number	%	Number	%	Number	%	Number	%
	343	29.93	52	4.54	598	52.18	153	13.35

<div>CWSN</div> <div></div>	LD	VI	HI	S&LD	ID	Oth
	2	0	0	1	3	1

<div>Management</div> <div></div>	Government		Government-aided	
	Number	%	Number	%
	1146	100.00	0	0.00

Average Performance of Students in Language (%)

Overall	Gender		Area		Management		Social Group			
	Male	Female	Rural	Urban	Govt.	Aided	SC	ST	OBC	GEN
69.85	71.23	68.75	69.76	70.94	69.85	0.00	69.99	66.41	69.81	70.89

Performance on Learning Outcomes (LOs)

Learning Outcomes	Description	Average Performance(%)
L813	Read textual/non-textual materials with comprehension and identifies the details, characters, main idea and sequence of ideas and events while reading	69.85

Range of Performance of Students who Answered Correctly							
Below 30%		30% - 50%		50% - 75%		Above 75%	
Number	%	Number	%	Number	%	Number	%
57	4.97	172	15.01	398	34.73	519	45.29

Lowest Performing Learning Outcomes (LOs)

1 - Read textual/non-textual materials with comprehension and identifies the details, characters, main idea and sequence of ideas and events while reading (69.85)